

HSS ENGINEERS BERHAD

(1128564-U)

Tenth Annual General Meeting


Banyan Room, Ground Floor, Sime Darby Convention Centre (SDCC)

1A, Jalan Bukit Kiara 1, Bukit Kiara, 60000 Kuala Lumpur

On 11-June-2025 at 10:00AM

Result On Voting By Poll

Resolution(s)	Vote For		Vote Against		Total Votes	
	No of Units	%	No of Units	%	No of Units	%
Ordinary Resolution 1	355,882,848	100.0000	0	0.0000	355,882,848	100.0000
Ordinary Resolution 2	354,187,798	100.0000	0	0.0000	354,187,798	100.0000
Ordinary Resolution 3	188,643,034	100.0000	0	0.0000	188,643,034	100.0000
Ordinary Resolution 4	261,674,216	100.0000	0	0.0000	261,674,216	100.0000
Ordinary Resolution 5	328,862,801	94.3703	19,618,600	5.6297	348,481,401	100.0000
Ordinary Resolution 6	355,882,848	100.0000	0	0.0000	355,882,848	100.0000
Ordinary Resolution 7	355,882,848	100.0000	0	0.0000	355,882,848	100.0000
Ordinary Resolution 8	315,100,548	88.5405	40,782,300	11.4595	355,882,848	100.0000





HSS ENGINEERS BERHAD

(1128564-U)

Tenth Annual General Meeting
 Banyan Room, Ground Floor, Sime Darby Convention Centre (SDCC)
 1A, Jalan Bukit Kiara 1, Bukit Kiara, 60000 Kuala Lumpur
 On 11-June-2025 at 10:00AM

Result On Voting By Poll

Resolution(s)	Vote For				Vote Against				Total Votes			
	No of Units	%	No of P/S	%	No of Units	%	No of P/S	%	No of Units	%	No of P/S	%
Ordinary Resolution 1	355,882,848	100.0000	100	100.0000	0	0.0000	0	0.0000	355,882,848	100.0000	100	100.0000
Ordinary Resolution 2	354,187,798	100.0000	99	100.0000	0	0.0000	0	0.0000	354,187,798	100.0000	99	100.0000
Ordinary Resolution 3	188,643,034	100.0000	90	100.0000	0	0.0000	0	0.0000	188,643,034	100.0000	90	100.0000
Ordinary Resolution 4	261,674,216	100.0000	98	100.0000	0	0.0000	0	0.0000	261,674,216	100.0000	98	100.0000
Ordinary Resolution 5	328,862,801	94.3703	92	93.8776	19,618,600	5.6297	6	6.1224	348,481,401	100.0000	98	100.0000
Ordinary Resolution 6	355,882,848	100.0000	100	100.0000	0	0.0000	0	0.0000	355,882,848	100.0000	100	100.0000
Ordinary Resolution 7	355,882,848	100.0000	100	100.0000	0	0.0000	0	0.0000	355,882,848	100.0000	100	100.0000
Ordinary Resolution 8	315,100,548	88.5405	86	86.0000	40,782,300	11.4595	14	14.0000	355,882,848	100.0000	100	100.0000



Resolution(s)	Pre-determined Abstain *		Abstain / Spoilt #	
	No of Units	No of P/S	No of Units	No of P/S
Ordinary Resolution 1	0	0	0	0
Ordinary Resolution 2	1,695,050	1	0	0
Ordinary Resolution 3	167,239,814	10	0	0
Ordinary Resolution 4	94,208,632	2	0	0
Ordinary Resolution 5	7,401,447	2	0	0
Ordinary Resolution 6	0	0	0	0
Ordinary Resolution 7	0	0	0	0
Ordinary Resolution 8	0	0	0	0

* These votes refer to holders who have pre-determined abstain from voting in proxy forms or holders refrained from voting due to conflict of interest.
These refer to:

- 1) Holders who have chosen not to vote (e-voting) or
- 2) Abstain / Spoilt votes as reflected in poll slips (poll slip voting)

